

























LEGEND			
S	SINGLE POLE SWITCH		DROP FROM CEILING
Swp	WEATHERPROOF SWITCH		NEW FLOOR STUB-UP
Sp	SINGLE POLE SWITCH WITH PILOT LIGHT		ELECTRICAL CONNECTION UNDER CASE
S3p	THREE-WAY SWITCH WITH PILOT LIGHT		FLUORESCENT FIXTURE
Sm	SINGLE POLE, MOTOR RATED SWITCH.		LIGHT FIXTURE (SEE LIGHT FIXTURE SCHEDULE, SHEET E-1)
	DUPLEX RECEPTACLE		EXIT LIGHT
 W.P.	WEATHERPROOF RECEPTACLE		EMERGENCY LIGHT FIXTURE
 4	QUADRAPLEX RECEPTACLE		FAN MOTOR (HORSEPOWER AS NOTED)
	SPECIAL PURPOSE OUTLET (TYPE AS NOTED)		PUSHBUTTON
	4"X4" JUNCTION BOX		SIGNAL BELL
	TELEPHONE JACK		SENSOR, TEMP/HUMIDITY (HANDY BOX MTD.)
	MIC OR INTERCOM (AS NOTED)	 SC	SCALE COMMUNICATION OUTLET
	DISCONNECT SWITCH (TYPE AS NOTED)		MOTOR STARTER
	THERMOSTAT		FLOOR BOX WITH BRASS TRIM AND DUPLEX RECEPTACLE.
	MAGNETIC SWITCH		